

SESAME

(*Sesamum indicum*)

ANALYSIS OF VARIANCE

C.V. ¹⁾	d.f. ²⁾	M.S. ³⁾		
		Yield	% oil	mass of 1.000 grains
AGROSTEMIN®	1	3065682,67**	37,23**	0,173**
FERTILIZER	2	180045,78**	9,72*	0,028
AGROSTEMIN® x FERTILIZER	2	42405,05**	25,45**	0,021
RESIDUE	18	3228,28	2,77	0,010
C.V. ⁴⁾ (%)		2,92	3,58	2,88

¹⁾ C.V. – Cause of Variation

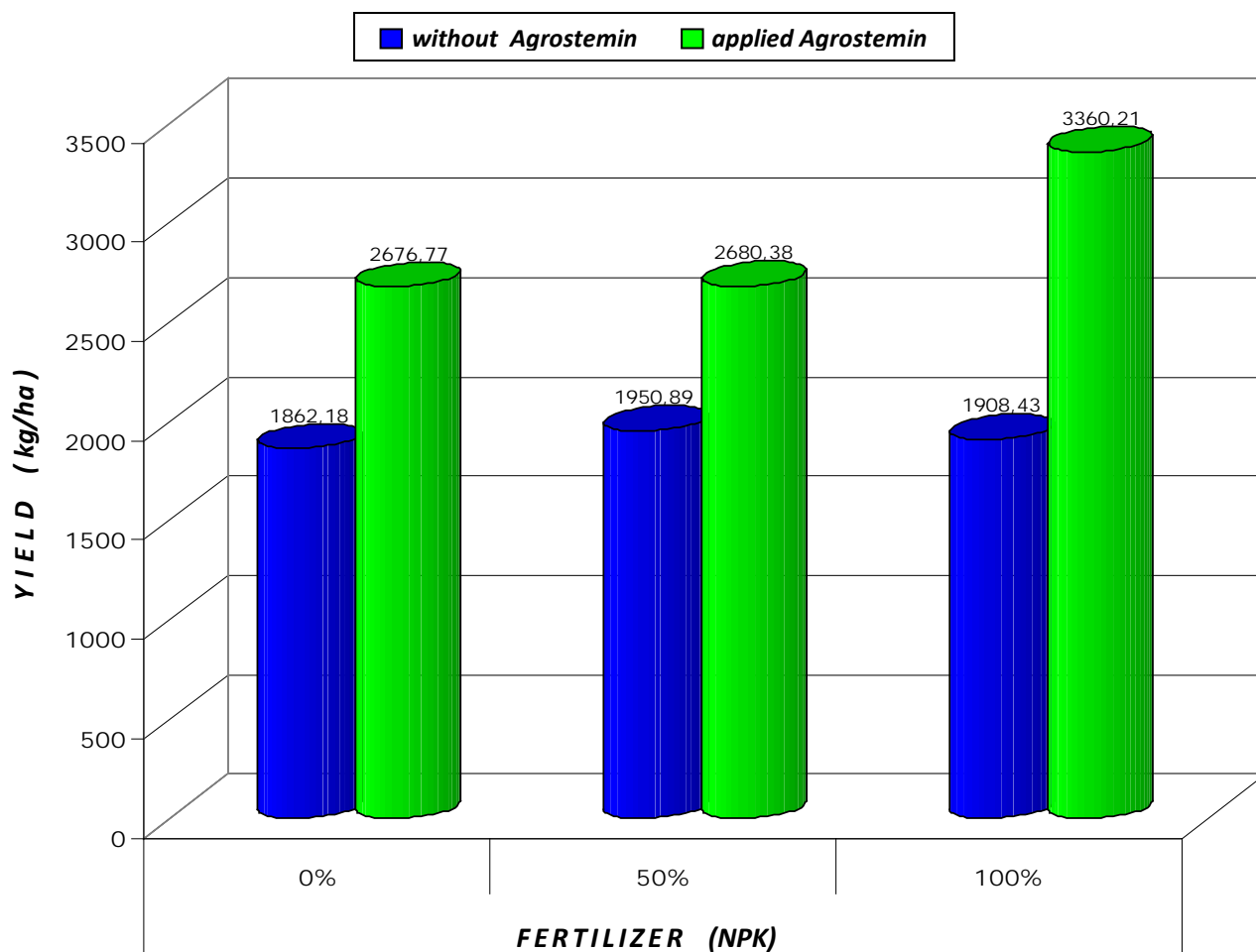
³⁾ M.S. – Mean Square

²⁾ d.f. – degree of freedom

⁴⁾ C.V. – Coefficient of Variation

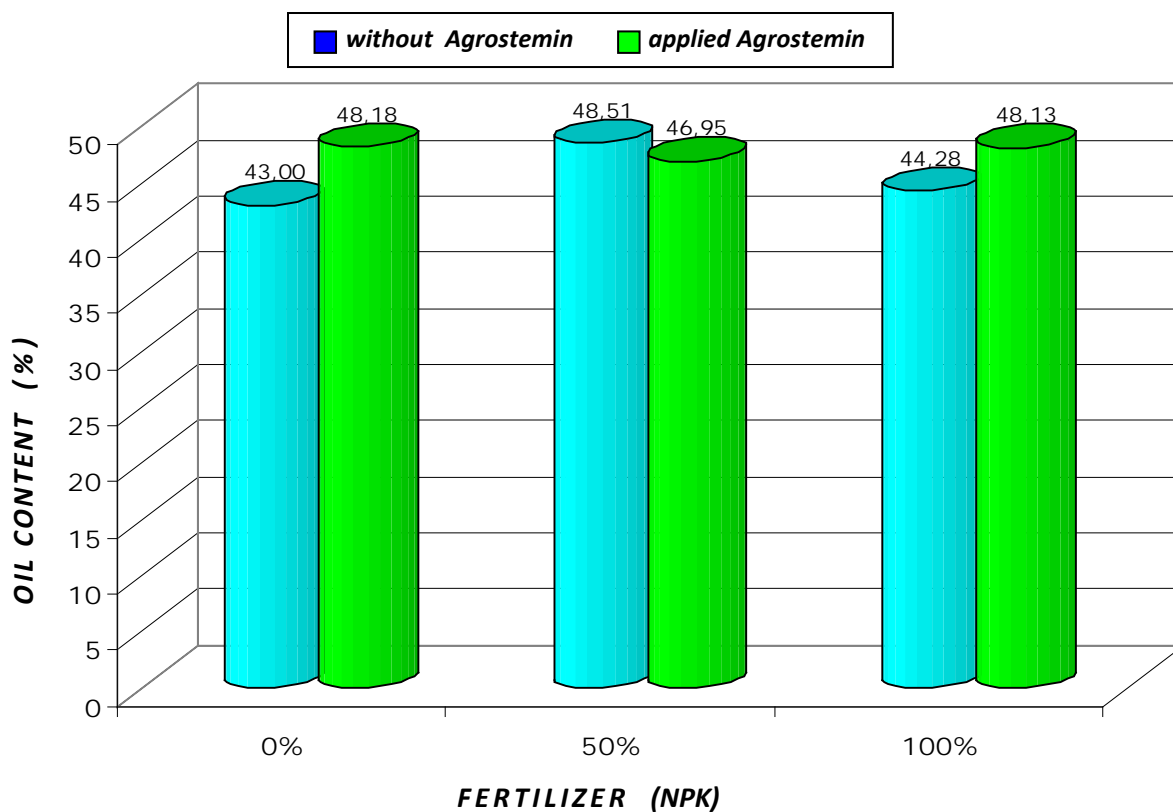
YIELD

AGROSTEMIN®	FERTILIZER (NPK)			Average
	0%	50%	100%	
without	1862,18Bc	1950,89Bb	1908,43Ba	1907,16
applied	2676,77Ac	2680,38Ab	3360,21Aa	2905,79
AVERAGE	2269,47	2315,64	2634,32	



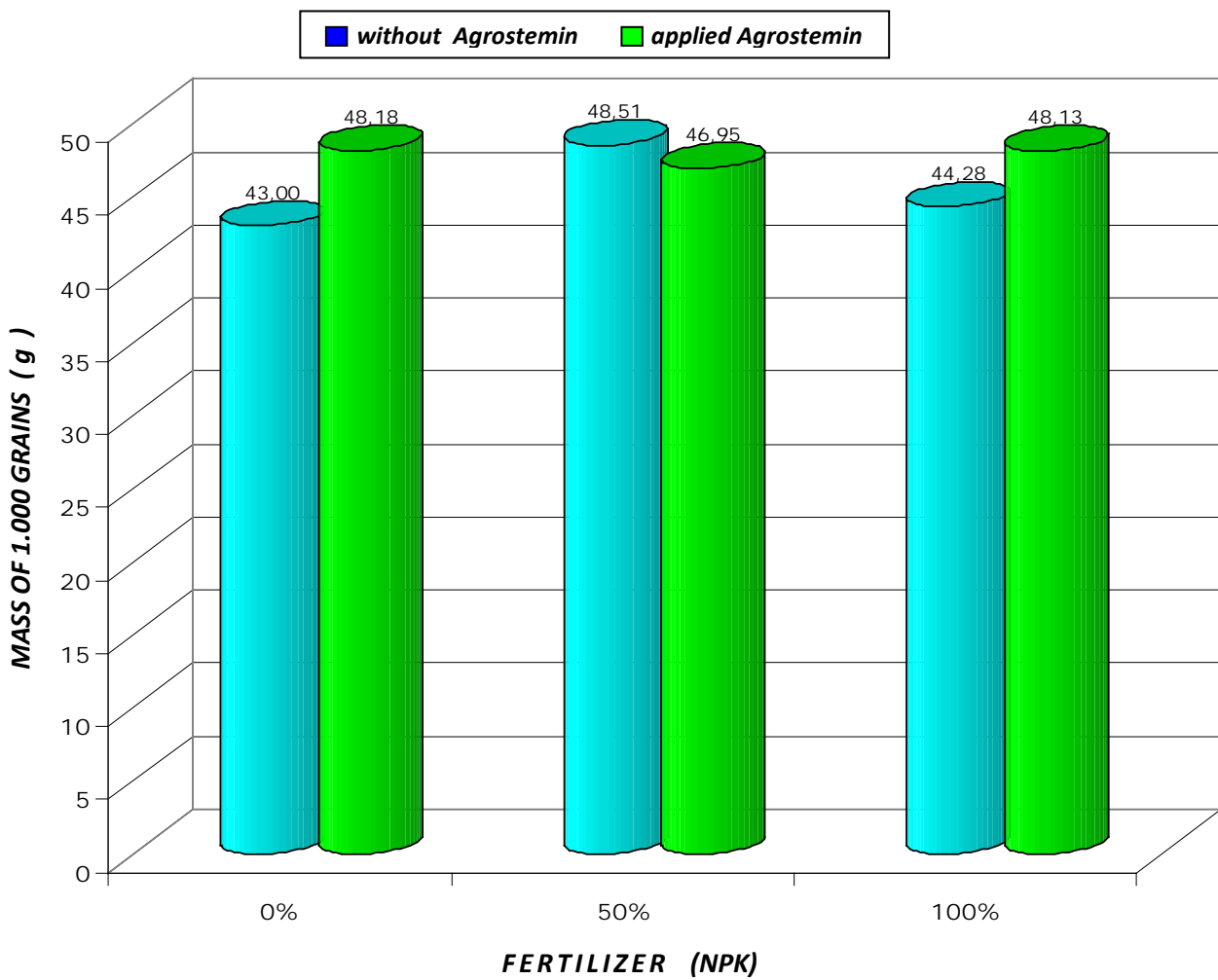
OIL CONTENT (%)

AGROSTEMIN®	FERTILIZER (NPK)			Average
	0%	50%	100%	
without applied	43,00Bc	48,51Bb	44,28Ba	45,26
applied	48,18Ac	46,95Ab	48,13Aa	47,75
AVERAGE	45,59	47,73	46,20	



MASS OF 1.000 GRAINS

AGROSTEMIN®	FERTILIZER (NPK)			Average
	0%	50%	100%	
without	43,00Bc	48,51Bb	44,28Ba	45,26
applied	48,18Ac	46,95Ab	48,13Aa	47,75
AVERAGE	45,59	47,73	46,20	



SUNFLOWER

(*Helianthus annus L.*)

ANALYSIS OF VARIANCE

C.V. ¹⁾	d.f. ²⁾	M.S. ³⁾		
		Yield	% oil	mass of 1.000 grains
AGROSTEMIN®	1	5983481,01**	1,101 ^{NS}	896,15**
FERTILIZER	2	315739,04**	1,266 ^{NS}	12,92**
AGROSTEMIN® x FERTILIZER	2	311650,39**	1,070 ^{NS}	11,42**
RESIDUE	18	38359,25	0,704	0,85
C.V. ⁴⁾ (%)		8,14	1,97	1,44

¹⁾ C.V. – Cause of Variation

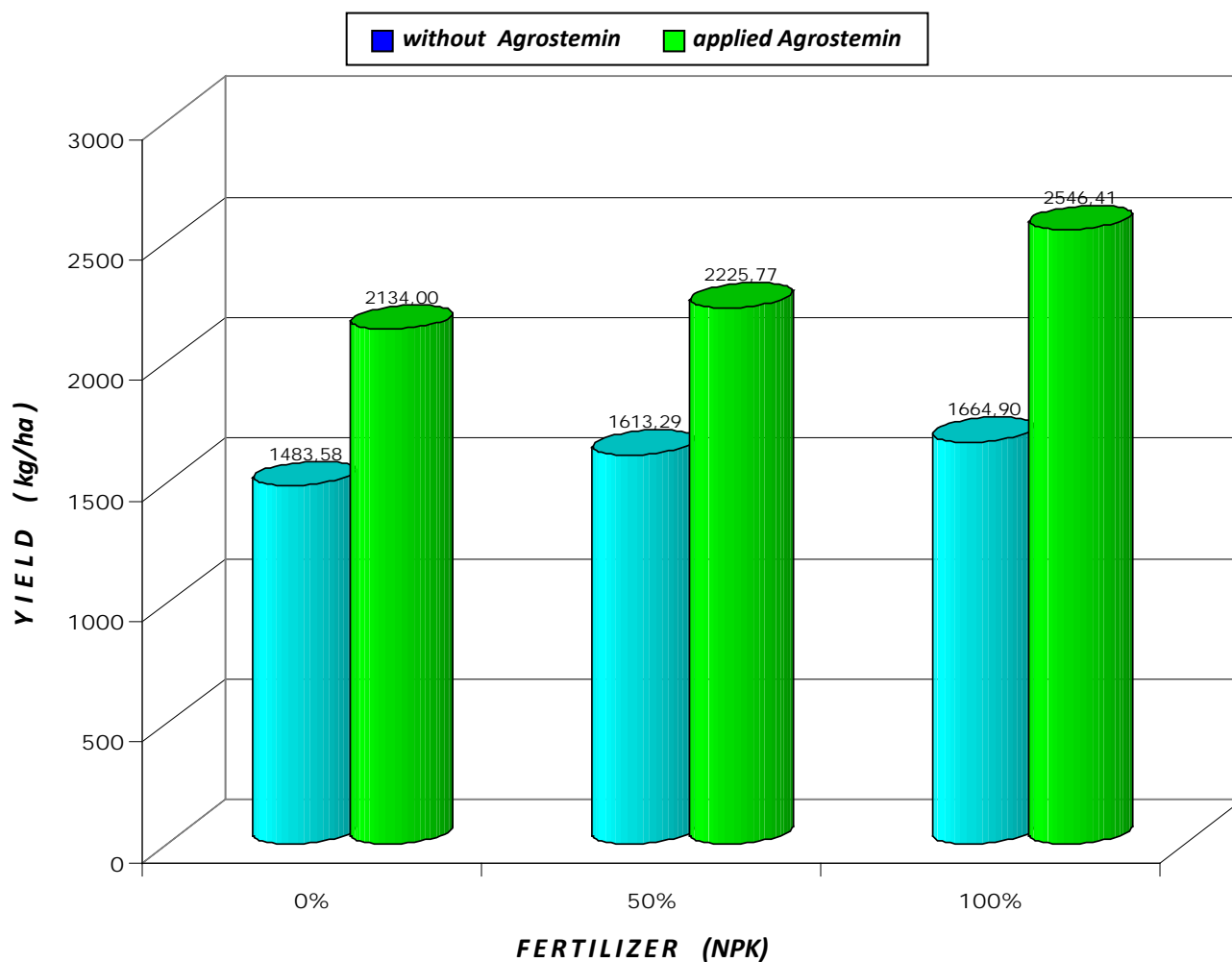
²⁾ d.f. – degree of freedom

³⁾ M.S. – Mean Square

⁴⁾ C.V. – Coefficient of Variation

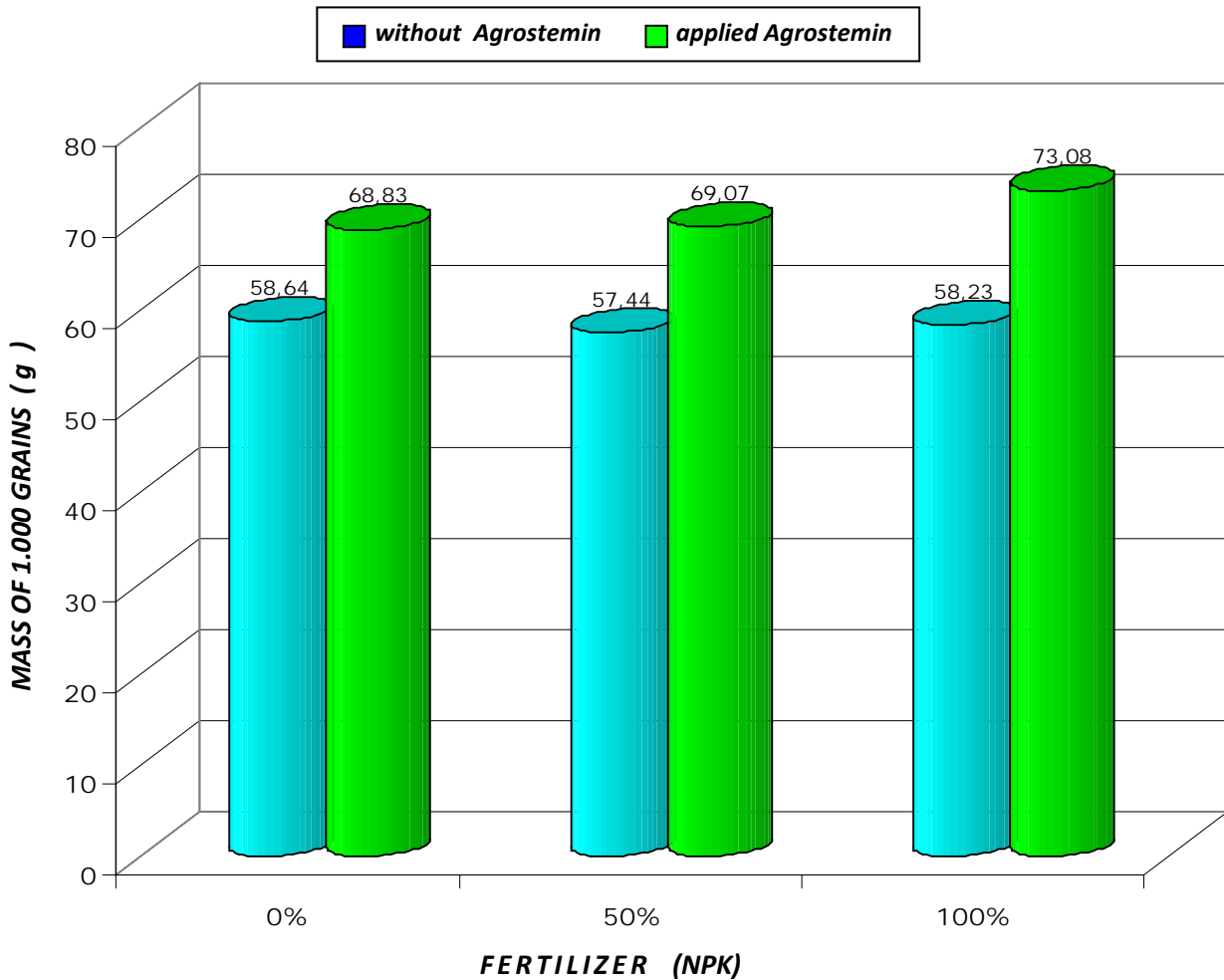
YIELD

AGROSTEMIN®	FERTILIZER (NPK)			Average
	0%	50%	100%	
without	1483,58Bc	1613,29Bb	1664,90Ba	1587,250
applied	2134,00Ac	2225,77Ab	2546,41Aa	2302,059
AVERAGE	1808,79	1919,53	2105,65	



MASS OF 1.000 GRAINS

AGROSTEMIN®	FERTILIZER (NPK)			Average
	0%	50%	100%	
without	58,64Bc	57,44Bb	58,23Ba	58,10
applied	68,83Ac	69,07Ab	73,08Aa	70,33
AVERAGE	63,74	63,25	65,66	



SOYA

(*Glycine hispida*)

ANALYSIS OF VARIANCE

C.V. ¹⁾	d.f. ²⁾	M.S. ³⁾		
		Yield	% oil	mass of 1.000 grains
AGROSTEMIN®	1	3322055,24**	26,713**	1056,20**
FERTILIZER	2	751602,13**	6,882**	310,78**
AGROSTEMIN® x FERTILIZER	2	19521,44*	0,679*	32,52**
RESIDUE	18	4646,73	0,175	1,33
C.V. ⁴⁾ (%)		3,46	2,01	0,85

¹⁾ C.V. – Cause of Variation

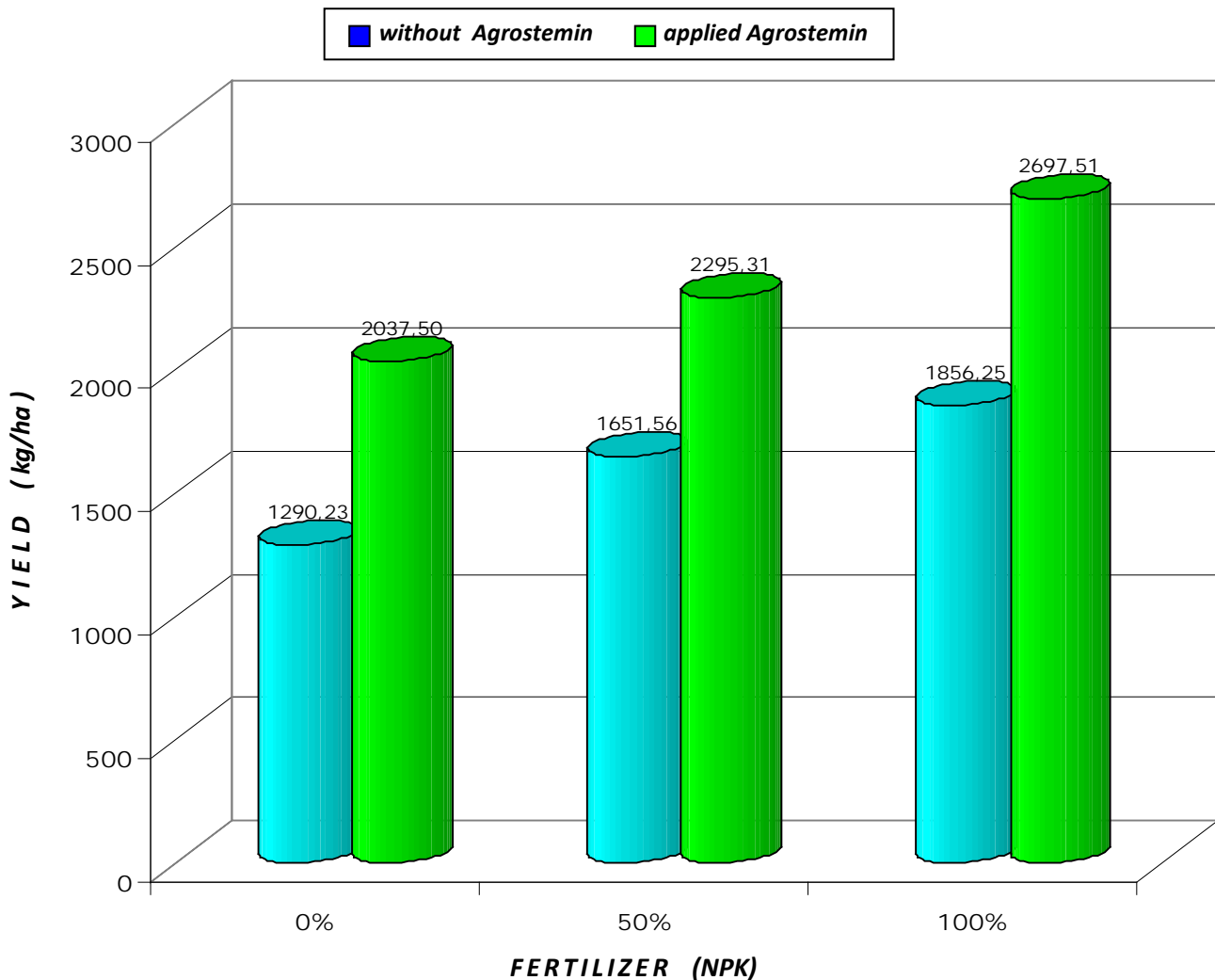
³⁾ M.S. – Mean Square

²⁾ d.f. – degree of freedom

⁴⁾ C.V. – Coefficient of Variation

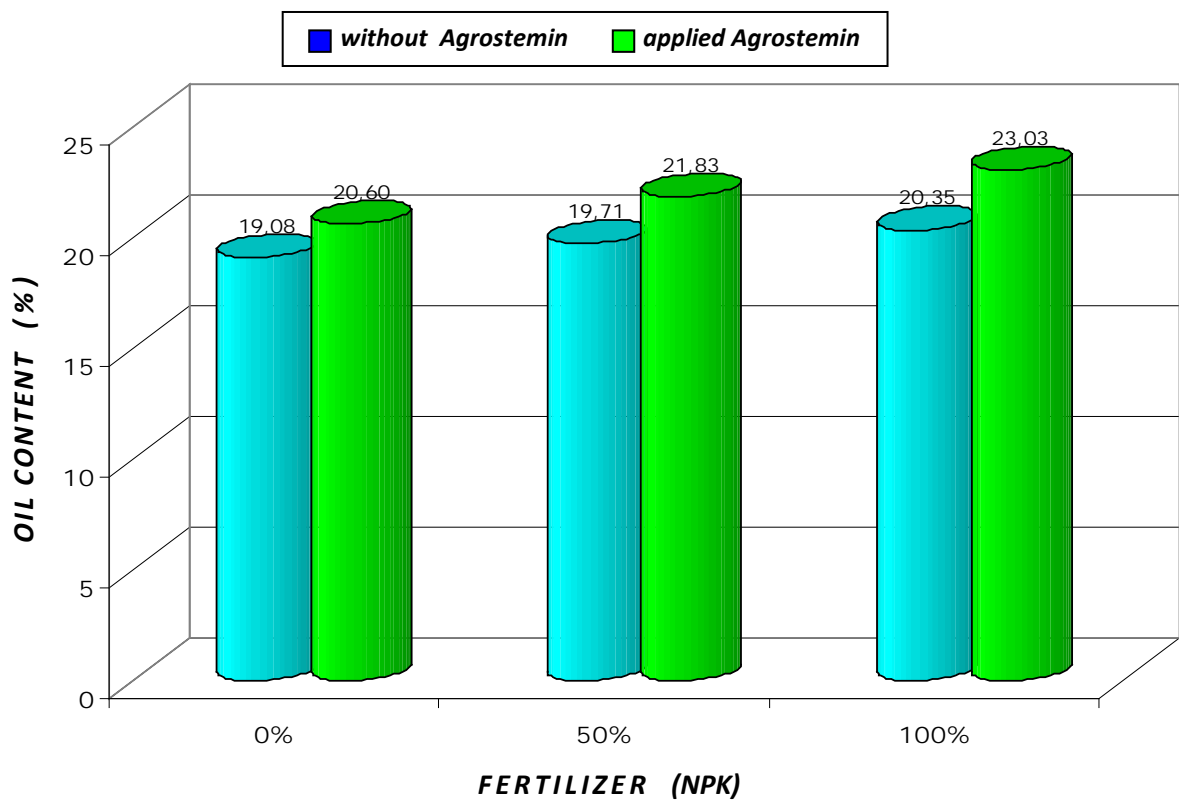
YIELD

AGROSTEMIN®	FERTILIZER (NPK)			Average
	0%	50%	100%	
without	1290,23Bc	1651,56Bb	1856,25Ba	1599,35
applied	2037,50Ac	2295,31Ab	2697,51Aa	2343,44
AVERAGE	1663,87	1973,44	2276,88	



OIL CONTENT (%)

AGROSTEMIN®	FERTILIZER (NPK)			Average
	0%	50%	100%	
without	19,08Bc	19,71Bb	20,35Ba	19,71
applied	20,60Ac	21,83Ab	23,03Aa	21,82
AVERAGE	19,84	20,77	21,69	



MASS OF 1.000 GRAINS

AGROSTEMIN®	FERTILIZER (NPK)			Average
	0%	50%	100%	
without	120,16Bc	129,36Bb	136,46Ba	128,66
applied	137,97Ac	141,20Ab	146,60Aa	141,92
AVERAGE	129,06	135,28	141,53	

